

Display your vision

MOTOMETER

PLUS Line Revolution Counter

The MOTOMETER Revolution Counters

Discover the MOTOMETER revolution counters equipped with a highly precise eddy current measuring mechanism to provide you with the exact engine speed. Whether you drive a diesel or gasoline engine, our revolution counters are versatile. The input signals reliably come from inductive or Hall sensors, the alternator (terminal W), or the ignition coil (terminal 1).

Encased in a robust metal housing, our revolution counters offer maximum protection and stability to ensure a long lifespan. Whether you're on the road or off-road, rely on the precision of our instruments.

Would you like to learn more about the diverse applications of our revolution counters? Contact us today and let our experts advise you: [Contact us now](#)



Technical Data

Front ring:	Triangular black	Scale tolerance:	2.0% of scale end value over the entire measuring range at 25 ± 5 °C
Bezel ring:	Black	Illumination:	Bulb 24V 2W BA 9S
Dial face:	Ground black, imprint white	Electrical connection:	Flat plug, A 6.3×0.8 DIN 46248
Pointer:	Red	Operating temperature:	-20 ... +50 °C
Pointer center:	Black	Markings:	Part number, rated voltage, manufacturing date, and connection designation are provided on the housing
Glass panel:	Flat @		
Housing:	Chromated		
Bracket:	Chromated		
Knurled nut:	Chromated		
Operating voltage:	11 ... 28V		

Discover now our revolution counters in the MOTOMETER online shop




Optimize your vehicle performance - Visit the MOTOMETER online store and find the perfect revolution counter for your requirements - discover now!

Display your vision

MOTOMETER

PLUS Line Revolution Counter

Our different revolution counter variants:

Products	646 083 1001	646 083 1002	646 053 0001
Product image			
Product drawing	Drawing	Drawing	Drawing
Measuring Range	0-2500 rpm	0-4000 rpm	0-4000 rpm
ø mm	80 mm	80 mm	52 mm
Use	12/24V	12/24V	12/24V
Connection Type	Electrical blade terminal, A 6.3 × 0.8 DIN 46248	Electrical blade terminal, A 6.3 × 0.8 DIN 46248	Electrical blade terminal, A 6.3 × 0.8 DIN 46248
Adjustable range, Cylinder / no. of strokes	370-1900 Hz	370-1900 Hz	370-1900 Hz
Shop Link	Discover now	Discover now	Discover now

None of the listed products fit your requirements? Contact us with your needs!

Contact us now via the contact form on our website to discuss custom inquiries and special product adaptations. Our experienced team is always ready to meet your requirements and provide you with the optimal solution.